

DEFINITION



PADDLING POOL

Artificial basin less than 0.60 m (2') deep, other than a spa, designed to be filled with water and meant for swimming or bathing.



SWIMMING POOL

Artificial outdoor basin, permanent or temporary, meant for swimming, with a depth of 60 cm (2') or more, and which is not covered by the Regulation respecting safety in public baths (R.R.Q., c. S-3, r.3), excluding a whirlpool bath or hot tub with a capacity of 2,000 litres or less. All means of access and services are considered as part of the swimming pool.



SPA

Whirlpool bath or hot tub with a capacity of 2,000 litres or less and that is not considered as a swimming pool.

SERVITUDE ON YOUR LOT?

No construction is permitted within a servitude (utility right-of-way). To check whether any public or private servitudes cross your lot, please consult the certificate of localisation for your property.

IMPORTANT NOTICE



The information provided in this leaflet is based on Zoning By-law RCM-60A-2015 of the City of Dorval and is published here for information purposes only. It does not replace the provisions contained in the official by-laws.

Further standards may apply to certain lots (corner lot, lots in flood zones, heritage zone, etc.) Please contact the Urban Planning Department for more information.



CONTACT US


Urban Planning

City Hall
60, Avenue Martin
Dorval (Québec) H9S 3R4

Phone : 514 633-4084

Email : permis@ville.dorval.qc.ca

www.ville.dorval.qc.ca



SWIMMING POOL, PADDLING POOL AND SAUNA

ANSWERS TO YOUR QUESTIONS !



DID YOU KNOW?

Installation of a swimming pool or spa is authorized by the City of Dorval, with a permit. Prepare your documents and submit your application to the Urban Planning Department. Make sure you have your permit in your possession before you start the work.



RESPECT AND GOOD NEIGHBOURLINESS

Please remember that drainage or discharge of water from a pool or spa must be made into the street at all times.



LOCATION OF A SWIMMING POOL

- Installation of a swimming pool is prohibited in a front yard and under a electric power line or cable;
- Minimum distance from a side boundary that also forms a street line: 1.5m (4' 11");
- Minimum distance between the inside wall of a swimming pool and a rear or side lot boundary line: 1.5m (4' 11");
- Minimum distance between the inside wall of a swimming pool and a front lot boundary line: 6m (19' 8");
- Minimum distance between the inside wall of a swimming pool and a building: 1.5m (4' 11");
- Minimum distance between a pool deck and a lot boundary line: 2.1m (6' 11").

SECURITY DEVICES

The following security and safety devices are required for in-ground and above-ground swimming pools:

- Ladder or steps by which to enter and leave the water;
- Enclosure around the swimming pool, which must:
 - Prevent the passage of a spherical object 10 cm (4") in diameter;
 - Have a minimum height of 1.2 m (3' 11");
 - Be devoid of any element or section of openwork that could facilitate climbing;
 - A chain link fence with a mesh size of more than 30 mm must be battened.
- Any doorway installed in an enclosure must have the following enclosure characteristics and be equipped with a security device installed on the interior side of the door, in the upper portion of the door, and allow this door to self-close automatically;
- A passive security device (latch) may be installed on a door on the outside of an enclosure if it is placed at a minimum height of 1.5 m (4' 11") above grade level;
- A hedge or shrubs do not constitute an enclosure;
- No structure or fixed equipment that could be used to climb over the enclosure or wall of a swimming pool should be installed within one metre of such a wall or enclosure;
- No window should be situated within 1 m (3' 3") of a swimming pool or an enclosure, depending on the case, unless it is at a minimum height of 3 m (9' 10") or its opening is maximum 10 cm (4").

N.B. Please note that measurements in feet and inches are for information purposes only.

- Rules specific to an above-ground or non-demountable swimming pool

An above-ground swimming pool with a wall height of at least 1.2 m (3' 11") or a non-demountable swimming pool with a wall height of at least 1.4 m (4' 7"), does not have to be surrounded by an enclosure when access to it is provided as follows:

- By means of a ladder fitted with a secure door or gate that closes and locks automatically;
- By means of a ladder or from a pool deck with access protected by an enclosure;
- From a patio or deck attached to the residence and constructed so that the portion opening onto the pool is protected by an enclosure.

An above-ground or non-demountable pool must not be equipped with a diving board or slide.

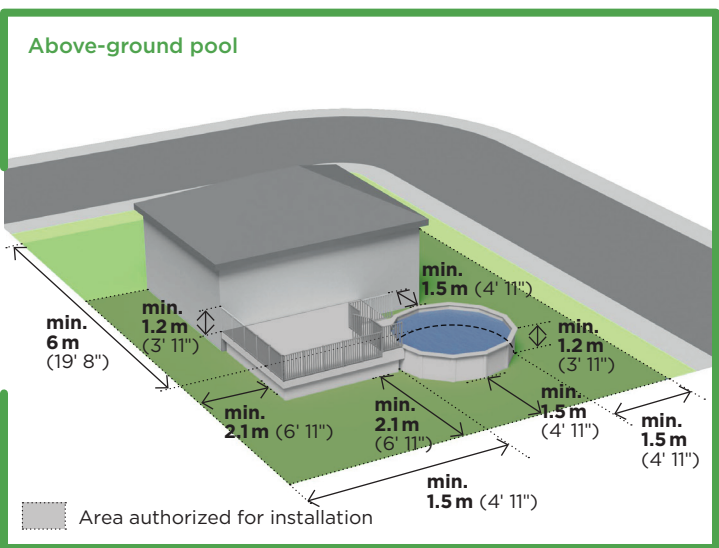
- Installations around an in-ground swimming pool

- An in-ground swimming pool must be entirely surrounded by a sidewalk at least 0.9 m (2' 11") wide and with a non-slip surface;
- A swimming pool with a diving board must be installed to comply with standard BNQ 9461-100 that refers to a minimum water envelope to prevent cervical spinal cord injuries resulting from diving accidents.

PADDLING POOLS

In “residential neighbourhoods” zones¹, paddling pools are prohibited in front yards.

1. Please refer to the zoning plan to determine which zone your lot is located in.



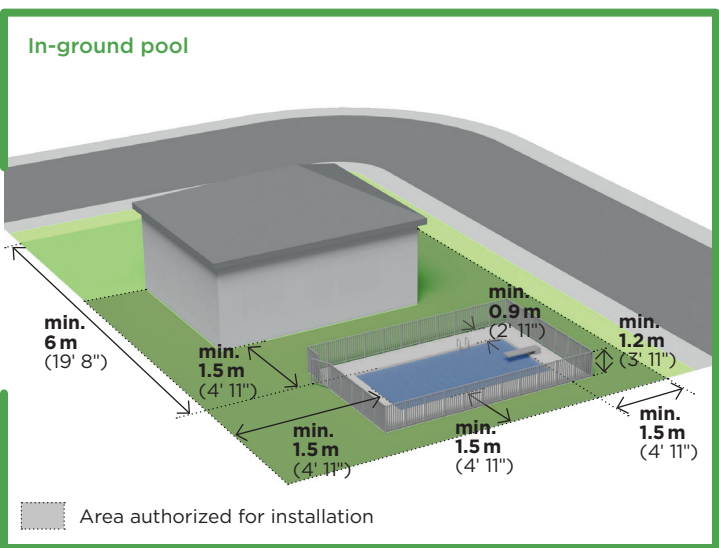
SPAS

Spas are authorized with the following conditions:

- Installation of a spa in the front yard is prohibited;
- Minimum distance from a side boundary that also forms a street line: 1.5 m (4' 11");
- Minimum distance between the inside wall of a spa and a rear or side lot boundary line: 1.5 m (4' 11");
- Minimum distance between the inside wall of a spa and a front lot boundary line: 6 m (19' 8");
- Minimum distance between the inside wall of a spa and a building, in "old village" and "residential neighbourhoods" zones: 1.5 m (4' 11");

- Security devices

- An enclosure around a spa must:
 - Prevent the passage of a spherical object 10 cm (4”) in diameter;
 - Have a minimum height of 1.2m (3’ 11”);
 - Be devoid of any element or section of openwork that could facilitate climbing.
- The required enclosure may be replaced by a lockable removable cover designed to prevent access to a spa when not in use.



ACCESSORIES AND LIGHTING

- No water discharge system may be directly connected to the municipal system;
- Maximum height above grade level of an accessory: 2.25m (7' 5");
- Installation of an above-ground lighting system for a swimming pool is authorized with the following conditions:
 - Electric power supply must be buried underground;
 - The light beam produced by this source of illumination must be directed so as to limit illumination over the lot on which the pool is situated and to allow the entire bottom of the pool to be visible.

SHELTERS FOR SWIMMING POOLS, SPAS AND SAUNAS

- Shelters attached or integral to the main building

- Shelters for swimming pools, spas and saunas that are attached or integral to a main building must respect the setbacks and maximum height applicable to the main building¹;
- Shelter walls must be clad in the exterior wall cladding material required for the main building.

- Shelters detached from the main building in “residential neighbourhoods” zones¹

- A detached shelter in the front yard is prohibited;
- Only one building of this type per lot is authorized;
- Minimum distance from a boundary line: 2.1m (6' 11");
- Minimum distance from a main building in the case of a structure detached from the main building: 1.8m (5'11");
- Maximum height: one storey and 4.5 m (14' 9").

